

Plot Of Land Close To Kypseli Kypseli, Athens, Athens Center, Attiki









DELFI
PROPERTIES


650000

* Not Subject to VAT DP14311/DPS_186

Description

Residential/Commercial building of a total area of 480 sqm located close to Kipseli and close to Patision. The asset is on a 370 sqm plot of land and offers an additional 850 sqm to build. The property is a few seconds away from shops, and several bus stops with easy access to the center of Athens.

 Coverage -%	 Density 360%	 Zone COMMERCIAL	 Land Area 370m ²
 Max-Height -m	 Title Deeds -		



Property Details

Water Available	Yes
Electricity Available	Yes
Asphalt Road	-
Near Village	-
Near City Centre	Yes
Countryside view	-
See view	-
City view	-

Disclaimer

Delfi Properties and Delfi Real Estate, its clients and any joint agents give notice that 1: They are not authorised to make or give any representations or warranties in relation to the property either here or elsewhere, either on their own behalf or on behalf of their client or otherwise. They assume no responsibility for any statement that may be made in these particulars. These particulars do not form part of any offer or contract and must not be relied upon as statements or representations of fact. 2: Any areas, measurements or distances are approximate. The text, photographs and plans are for guidance only and are not necessarily comprehensive. It should not be assumed that the property has all necessary planning, building regulation or other consents and Delfi Properties have not tested any services, equipment or facilities. Purchasers must satisfy themselves by inspection or otherwise.

